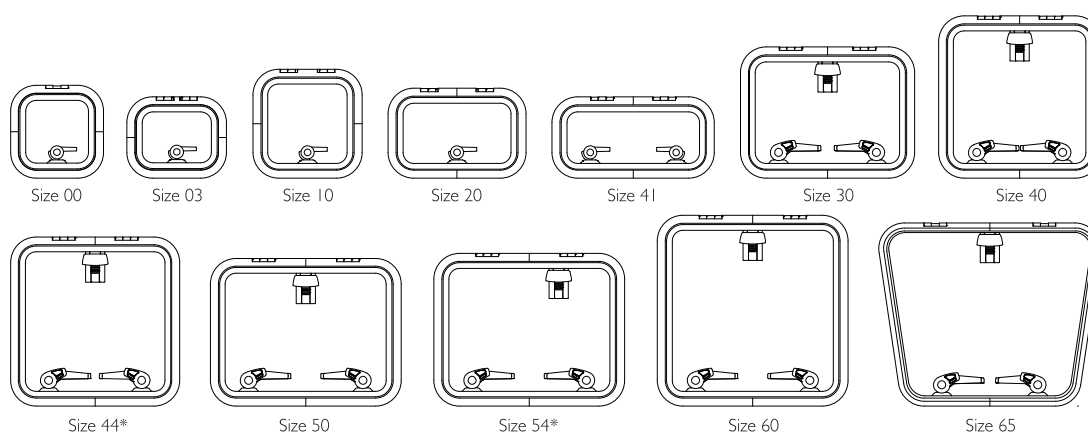




Low Profile Hatch

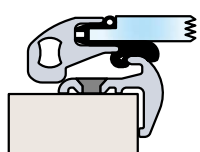
The Low Profile Hatch has soft styling and sleek looks, ideal for use on a powerboat. Smaller ventilation hatches are suitable for any deck location on sailboats, while the larger sizes can be used as foredeck hatches on smaller to mid size yachts.

- Outside handles allow the hatch to be opened from on deck if it is not locked
- Low profile hatches open up to 180° (round hatches open to 170°)
- Friction levers hold the lid open in any position up to 95°
- Anodised aluminium frame for corrosion resistance
- Curved upper frame profile for strength as well as modern styling
- Available in Round and D-Hatch configuration, with grey or white acrylic
- Full range of spare parts available on-line www.lewmar.com



* Minimum size for ISO 9094 escape hatches

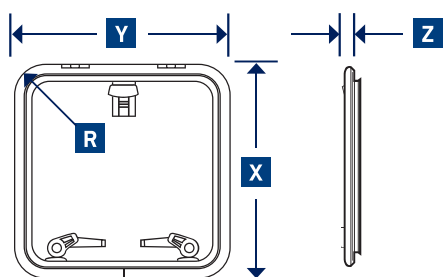
4. Hatch & Portlight



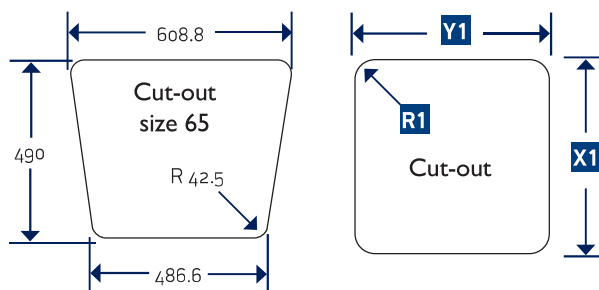
Low Profile Hatch Standard Specifications

- Grey mouldings
- Acrylic colours grey, clear or white
- Size 30 - 65 supplied with friction hinges as standard
- Simple and easy maintenance on parts

Low Profile Hatch Dimensions



Low Profile Hatch Cut-outs



				OVERALL DIMENSIONS										CUT-OUT DIMENSIONS CHANGE IF TRIMKITS ARE USED											
PART NUMBER FRICTION LEVER LID	PART NUMBER HATCH WITH STAY	SIZE	LOWER FRAME FLANGE		<div>X</div> LENGTH		<div>Y</div> WIDTH		<div>Z</div> HEIGHT		<div>R</div> RADI		<div>X1</div> LENGTH		<div>Y1</div> WIDTH		<div>R1</div> RADI		HATCH WEIGHT		ACRYLIC WINDOW THICKNESS				
			MM	IN	MM	IN	MM	IN	MM	IN	MM	IN	MM	IN	MM	IN	MM	IN	KG	LB	MM	IN			
39900030		00	15	9/16	281	11 1/16	281	11 11/16	25	1	72.5	2 7/8	211	8 5/16	211	8 5/16	42.5	1 11/16	1.6	3.5	8	5/16			
39903030		03	15	9/16	246	9 11/16	301	11 7/8	25	1	72.5	2 7/8	176	6 15/16	231	9 1/8	42.5	1 11/16	1.6	3.5	8	5/16			
39910030	399100303	10	15	9/16	330	13	330	13	25	1	72.5	2 7/8	260	10 1/4	260	10 1/4	42.5	1 11/16	2.2	4.9	8	5/16			
39920030		20	15	9/16	272	10 11/16	417	16 7/16	25	1	72.5	2 7/8	202	7 15/16	347	13 11/16	42.5	1 11/16	2.3	5.1	8	5/16			
39930030	399300303	30	15	9/16	397	15 5/8	527	20 3/4	25	1	72.5	2 7/8	327	12 7/8	457	18	42.5	1 11/16	4.2	9.3	8	5/16			
39940030	399400303	40	15	9/16	491	19 5/16	491	19 5/16	25	1	72.5	2 7/8	421	16 9/16	421	16 9/16	42.5	1 11/16	4.6	10.1	8	5/16			
39941030		41	15	9/16	246	9 11/16	491	19 5/16	25	1	72.5	2 7/8	176	6 15/16	421	16 9/16	42.5	1 11/16	2.5	5.5	8	5/16			
39944030	399440303	44	15	9/16	512	20 3/16	512	20 3/16	25	1	72.5	2 7/8	442	17 3/8	442	17 3/8	42.5	1 11/16	4.8	10.6	8	5/16			
39950030	399500303	50	15	9/16	447	17 5/8	577	22 11/16	25	1	72.5	2 7/8	377	14 13/16	507	19 15/16	42.5	1 11/16	4.8	10.6	8	5/16			
39954030	399540303	54	15	9/16	462	18 3/16	577	22 11/16	25	1	72.5	2 7/8	392	15 7/16	507	19 15/16	42.5	1 11/16	4.9	10.8	8	5/16			
39960030	399600303	60	15	9/16	577	22 11/16	577	22 11/16	25	1	72.5	2 7/8	507	19 15/16	507	19 15/16	42.5	1 11/16	6.4	14.1	10	3/8			
39965030		65	15	9/16	560	22 11/16	560 MIN 675 MAX	22 11/16 26 9/16	25	1	72.5	2 7/8	SEE DRAWING ABOVE				42.5	1 11/16	6.5	14.3	10	3/8			