

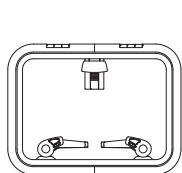
4. Hatch & Portlight



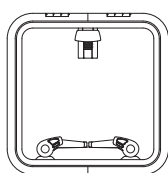
Medium Profile Hatch

Ideal as a foredeck hatch on larger offshore yachts, the Medium Profile has thicker acrylic and deeper frame sections for greater strength and durability. It features Lewmar's unique sealing system, allowing for easy acrylic replacement. The Medium Profile Hatch blends ruggedness with the smooth, modern lines of the Low Profile Hatch.

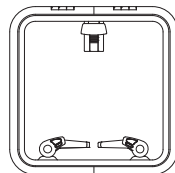
- Outside handles allow the hatch to be opened from on deck if it is not locked
- Friction levers hold the lid open in any position up to 95°
- Anodised aluminium frame for corrosion resistance
- Curved upper frame profile for strength as well as modern styling
- Full range of spare parts available on-line www.lewmar.com



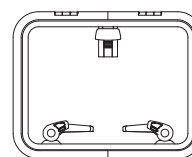
Size 30



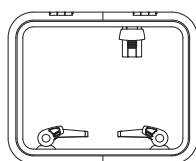
Size 40



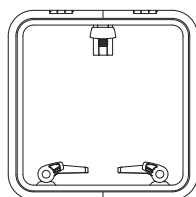
Size 44*



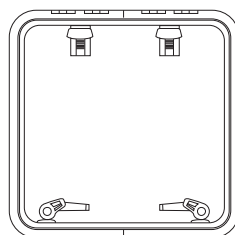
Size 50



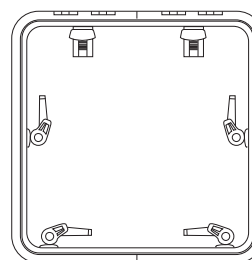
Size 54*



Size 60



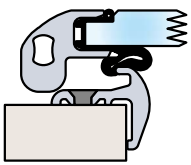
Size 70



Size 77



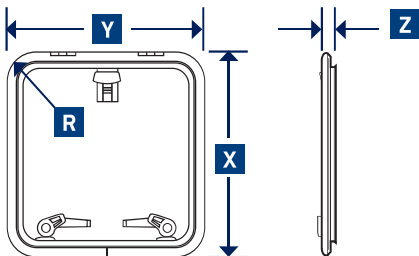
* Minimum size for ISO 9094 escape hatches



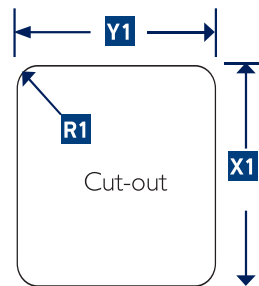
Medium Profile Hatch Standard Specifications

- Grey mouldings
- Acrylic colours grey, clear or white
- Size 30 - 65 supplied with friction hinges as standard
- Simple and easy maintenance

Medium Profile Hatch Dimensions



Medium Profile Hatch Cut-out



PART NUMBER	SIZE	LOWER FRAME FLANGE		OVERALL DIMENSIONS								CUT-OUT DIMENSIONS CHANGE IF TRIMKITS ARE USED						HATCH WEIGHT		ACRYLIC WINDOW THICKNESS	
		MM	IN	X LENGTH		Y WIDTH		Z HEIGHT		R RADI		X1 LENGTH		Y1 WIDTH		R1 RADI		KG	LB	MM	IN
39930020	30	15	9/16	398	15 5/8	528	20 3/4	32	1 1/4	78	3 1/16	327	12 7/8	457	18	42.5	1 11/16	5	11.1	12	1/2
39940020	40	15	9/16	492	19 3/8	492	19 3/8	32	1 1/4	78	3 1/16	421	16 9/16	421	16 9/16	42.5	1 11/16	5.9	13	12	1/2
39944020	44	15	9/16	513	20 3/16	513	20 3/16	32	1 1/4	78	3 1/16	442	17 3/8	442	17 3/8	42.5	1 11/16	6.4	14.1	12	1/2
39950020	50	15	9/16	448	17 5/8	578	22 3/4	32	1 1/4	78	3 1/16	377	14 13/16	507	19 15/16	42.5	1 11/16	6.3	13.9	12	1/2
39954020	54	15	9/16	463	18 1/4	578	22 3/4	32	1 1/4	78	3 1/16	392	15 7/16	507	19 15/16	42.5	1 11/16	6.5	14.3	12	1/2
39960020	60	15	9/16	578	22 3/4	578	22 3/4	32	1 1/4	78	3 1/16	507	19 15/16	507	19 15/16	42.5	1 11/16	7.8	17.2	12	1/2
39970020	70	15	9/16	698	27 1/2	698	27 1/2	32	1 1/4	78	3 1/16	627	24 11/16	627	24 11/16	42.5	1 11/16	10.6	23.4	12	1/2
39977020	77	15	9/16	770	30 5/16	770	30 5/16	32	1 1/4	78	3 1/16	699	27 1/2	699	27 1/2	42.5	1 11/16	12.7	28	12	1/2