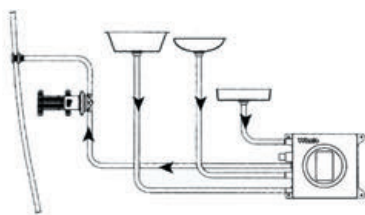





Tripla guarnizione antispruzzo
Triple splash-proof seal



WHALE grey water tank with built-in IC sensor

The tank has built-in sensors for the pump automatic control and allows you to manage all grey waste on board up to 90°C even in multi-port systems.

The splash-proof cover with triple seal, made of polypropylene-glass, integrates the electronics, isolating them from contact with water. No moving part is prone to jam over time.

The tank has a convex base for utmost draining and a pre-moulded hose adapter for precision when boring.

It is possible to install the "Gulper" pumps directly onto the cockpit following the installation guide printed on the tank. The cockpits match the entire Gulper series, recommended pumps are indicated in the diagram below.


Outlet ports and sensor locations minimise air pumping noise typical of the other tanks available on the market.

The 20-l model offers a +25% capacity and is fitted with a dual sensor for installation of an additional pump that activates in case of large inlets or for mounting of a high-lever alarm system.

Code	V	Capacity l	↔ mm	Fittings		Prepared for pumps
				Entry	output	
16.222.94	12/24	8.1	350x260x180	19 mm x 2; 25 mm x 3; 38 mm x 3	19 mm x 1; 25 mm x 1	16.155.40 16.156.24
16.222.98	12/24	20	600x250x230	25 mm x 4; 38 mm x 4	2 x 25 mm	16.156.12 16.156.24



16.222.01 NEW-Cap with single sensor



16.222.01


Portable and high-capacity bilge pumps



ATTWOOD portable submersible bilge pump

Battery-operated pump fitted with 1.10-m delivery pipe coiler.

Code	Power supply	Duration	Flow l/min	↔ mm
16.026.00	3 x D batteries	5 hours	25	130 (Ø base) x 190h



Self-Priming professional bilge pump

Self-priming electric pump with nitrile rubber impellers. Brass pump body. Also suitable for diesel oil transfer.

Code	V	Flow l/min	Current draw A	Max head m	Fittings	Replacement impeller
16.193.80	24	80	21	25	3/4"	16.194.35