



Compact 3500/4000/4200

HR3500
Jaguar



Model	HR3500 Jaguar	HR4000 Thor	HR4200 Thor
VESSEL LENGTH	14 - 20m 45 - 65ft	18 - 24m 58 - 77ft	18 - 25m 58 - 80ft
POWER SUPPLY (DC)	12/24V	24V	24V
MOTOR (Watts)	1500	1500	2000
HYDRAULIC PRESSURE	10MPa 1450PSI	12MPa 1750PSI	12MPa 1750PSI
HYDRAULIC FLOW	28L/min 7.5gal/min	28L/min 7.5gal/min	28L/min 7.5gal/min
MAX LOAD	1590kg 3500lb	1818kg 4000lb	2045kg 4500lb
WORK LOAD	400kg 800lb	454kg 1000lb	500kg 1100lb
AMPS WORK LOAD	150/85	150/85	120
MAX LINE SPEED	15m/min 48ft/min	13.5m/min 44ft/min	13.5m/min 44ft/min
CHAIN SIZE	8 - 10 - 13mm 5/16 - 3/8 - 1/2"	10 - 13 - 16mm 3/8 - 1/2 - 5/8"	10 - 13 - 16mm 3/8 - 1/2 - 5/8"
NET WEIGHT	DC 58kg HYD 57kg DC 128lb HYD 125lb	DC64kg HYD63kg DC140lbHYD139lb	DC64kgHYD63kg DC140lbHYD139lb
MANUAL OPERATION	MORS (std)	MORS (std)	MORS (std)

Note: Rope can also be used but is not recommended for larger vessels.

Features

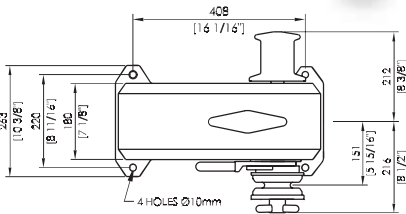
- Rope chain combination gypsy for rope & chain combination or chain only
- Manual Override System (MORS)
- Gypsy lock/pawl
- Cleat on housing
- Heavy duty dual direction motor in 12 & 24V DC, Hydraulic
- Durable marine grade white gloss finish alloy housing
- Fully enclosed motor & gearbox
- Independent gypsy and capstan operation
- Luxury chromed marine grade bronze / 316 Stainless steel running gear
- Stainless steel drive shaft
- Cone clutch/brake
- Shaft seal
- Clutch release handle
- Installation/Operation booklet



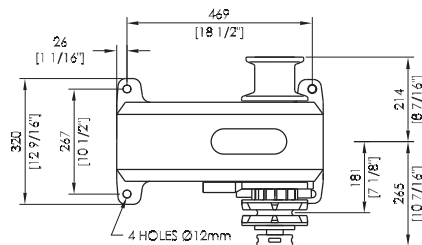
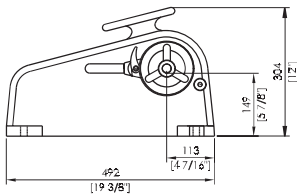
Options

- Twin gypsy, twin capstan
- Rope Chain Management System (RCMS)
- Housing without cleat
- Traditional polished bronze finish on running gear
- Full range of accessories including chain, rope, anchors, anchor roller, chain pipes, chain stoppers, snubber kits & devil claws
- Electric & hydraulic operating options & accessories
- Auto anchor

HR4000/4200
Thor



HR3500
Jaguar



HR4000/4200
Thor

