

# Portlights Round and Elliptical



*Unlike many designs, Gebo portlights are designed for watertight hull fitting, so there's no problem when a heeling yacht places the portlight against the pressure of fast-running water.*

## COLOR OF THE ACRYLIC

As standard the portlight is being manufactured with grey smoke acrylic. Clear, bronze and green acrylic is available to special order.

## NON-DRIP DESIGN

The smooth angled outer frame prevents water from collecting on the frame and dripping into the cabin when the portlight is opened.



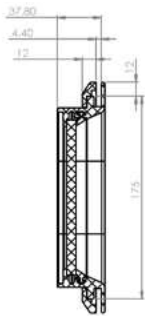
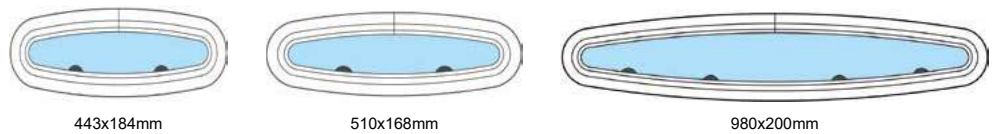
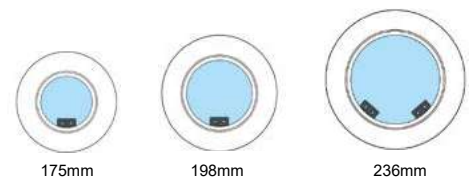
Gebo portlights are made from finest quality seawater resistant anodised aluminium



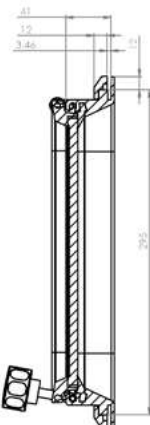
# Non-drip frame design



Portlights should be fitted to a flat surface with a maximum tolerance of 1 mm. On request the fixed type portlights can be bended.



Portlight Fixed



Portlight Opening

### Portlights Round Opening

Article no.	Cut-out size Ø mm	Overall size Ø mm	Acrylic Ø mm	Mosquito screen	Rainshield
81.00.75.00	175	200	110	84.75.00.11	84.85.00.01
81.00.81.00	198	223	133	84.75.00.12	84.85.00.12
81.00.83.00	236	261	171	84.75.00.13	84.85.00.13

### Portlights Round Fixed

81.20.75.00	175	200	120		
81.20.81.00	198	223	143		
81.20.83.00	236	261	181		

### Portlights Elliptical Opening

Article no.	Cut-out size LxW mm	Overall size LxW mm	Acrylic LxW mm	Mosquito screen	Rainshield
81.00.77.00	443x184	468x209	403x121	84.75.77.00	
81.00.79.00	510x168	535x193	445x102	84.75.79.00	
81.00.76.04	980x200	1005x225	855x135		

### Portlights Elliptical Fixed

81.20.79.00	510x168	535x193	455x112		
-------------	---------	---------	---------	--	--