


Door handles and accessories

Rosettes for locks

Chromed brass. Sold in pairs.

Code	Ø mm	Version
38.348.10	28x53	Round hole
38.348.11	45	Round hole



New

Cam latch for stern door

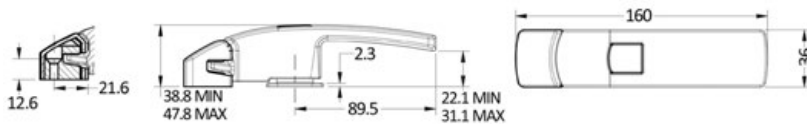
Code 38.356.01

Suitable for applications that require quick access without locking, such as compartment doors, fly bridges, or refrigerators.

Made of stainless steel AISI 316 with electro-polished finish, corrosion resistance.

Features:

- No access restriction.
- Opening to the right or left, outward or inward.
- Latch stay provided: push-button handle.
- Handle provided: standard handle.



southco®



Sliding door accessories

Nickel-plated brass rail and carriage slide for sliding doors

Made of **nickel-plated brass**, designed for mounting on the lower part of the door; sold by 2-meter bars.

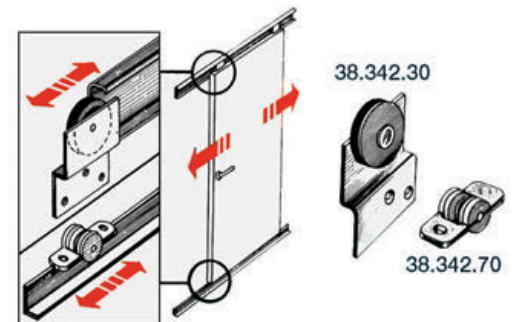
Code	Product	lmm	Notes
38.342.80	Tracks	30x12x2000	-
38.342.90	Trolley	64x37	Ø wheel 30 mm



Stainless steel rail and carriage slide for sliding doors

Code	Part	Description	lmm	Mounting
38.342.20	upper	stainless steel rail	45x14x2000	on the upper part of the door
38.342.30	upper	Sliding traveller with self-lubricating plastic wheels	support 60x70	each door needs two travellers
38.342.60	lower	stainless steel rail	12x11x2000	on the lower part of the door
38.342.70	lower	car with wheel	38x15	each door needs two travellers

Sold in 2-meter bars.



Shelves

Code 38.026.00

Made of **stainless steel**, designed for cabin tables; model fitted with two hooks and two hook supports; pressed pieces, very sturdy.



New

Talon sliding entrance door lock

Latch for doors intended for internal or external applications. Mechanisms with positive latch keeping the doors closed even in the most extreme conditions.

Features:

- No access restriction.
- Opening to the right, outward.
- Type of bolt: short.

Code	Material	Finish	Colour	Minimum grip	Maximum grip
38.343.01	Aluminium alloy	Natural	Black	20,5 mm	23 mm

southco®

