

TITAN

Horizontal Windlass

2300 W • 24V / 3600 W • AC / Hydraulic - 9cc



Type B
White Anodised Aluminium



Type C
Anodised Aluminium



Main Features

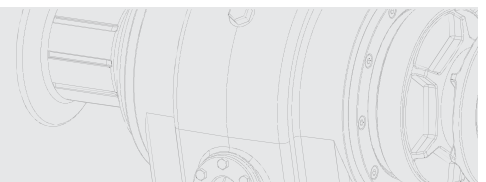
- Marine anodised aluminium body
- Available in white polyester coating
- Independent gypsy and drum operation
- Manual chain release
- Manual override
- IP67 motor cover

Standard Equipment

- Dual direction solenoid pack
- Handle
- Gypsy for chain
- QR code card for Instruction Manual

TITAN Horizontal Windlass

2300 W • 24V / 3600 W • AC / Hydraulic - 9cc



Construction Anodised Aluminium

Motor Size	2300 W	3600 W	Hydraulic - 9cc
Power Supply (V) (Phase)	24	230 (1Ph)	-
Maximum Pull (kg)	2700	3400	3400
Working load (kg)	430	540	540
Amps at Working Load (A)	140	-	-
Line Speed at Working Load (m/min)	6	11	11
Max Line Speed (m/min)	8	11	11
Net Weight with Drum (kg)	115	115	95
Hydraulic Pressure (bar)	-	-	200
Hydraulic Flow (lt/min)	-	-	32

TITAN	Model**	Code	Code	Code	
TITAN	Type A	12 mm, ISO 4565 / 13mm, DIN 766	404724	600845	602423
		14 mm, DIN 766	600072	600847	602424
		12 mm, ISO 4565 / 13mm, DIN 766	428938	600880	602468
	Type B	14 mm, DIN 766	426415	600882	602469
		Type C	600895	*	602444

Construction White Anodised Aluminium

Motor Size	2300 W	3600 W
Power Supply (V) (Phase)	24	230 (1Ph)
Maximum Pull (kg)	2700	3400
Working load (kg)	430	540
Amps at Working Load (A)	140	-
Line Speed at Working Load (m/min)	6	11
Max Line Speed (m/min)	8	11
Net Weight with Drum (kg)	115	115
Hydraulic Pressure (bar)	-	-
Hydraulic Flow (lt/min)	-	-

TITAN	Model**	Code	Code	
TITAN	Type A	12 mm, ISO 4565 / 13mm, DIN 766	600839	600846
		14 mm, DIN 766	602415	*
		12 mm, ISO 4565 / 13mm, DIN 766	600865	600881
	Type B	14 mm, DIN 766	600866	*
		Type C	600896	*

Available also in Type D & E.

For additional options on compatible gypsies, please check the relevant table. If you are interested in an alternative configuration not listed above or any other special product, please contact our team.

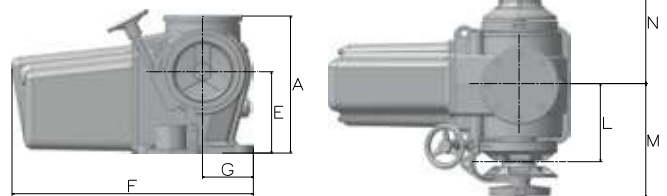
Product codes with * are available upon request.

**Windlass Configuration

Type A	Gypsy Starboard - Drum Portside
Type B	Gypsy Starboard - Gypsy Portside - Drum on top
Type C	Gypsy Starboard - Drum Portside - Drum on top
Type D	Gypsy Starboard - Drum on top
Type E	Gypsy Portside - Drum on top
Type F	Drum Starboard - Gypsy Portside

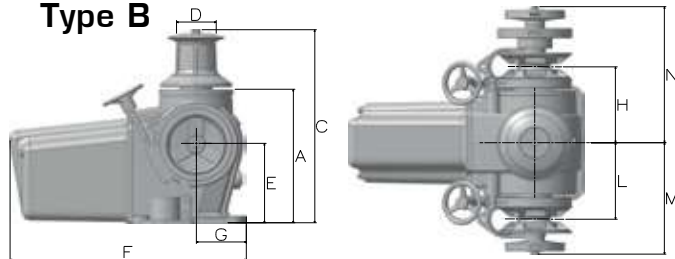
Type A

Dimensions (mm)



Model	A	B	E	F	G	L	M	N
2300W	330	Ø104	193	590	120	185	270	290
3600W								
Hydraulic								

Type B



Model	A	C	D	E	F	G	H	L	M	N
2300W	330	465	Ø104	193	590	120	185	185	270	330
3600W										
Hydraulic										


Combine with

Compatible Gypsies



Code	Gypsy Size
630996	8 mm, ISO 4565 / DIN 766
631132	10 mm, DIN 766
636570	10 mm, ISO 4565 - 3/8" HT
636572	12-13mm, DIN 766
631059	14mm
631033	1/2" BBB
631036	1/2" G40
631124	3/8" G40

Compatible Chains



Code	Chain Size	Pack (m)
72314	10mm, DIN 766	120
72753	10mm, ISO 4565	30
72755	12mm, ISO 4565	50
72408	14mm, ISO 4565 / DIN 766	200

More available packs (see pages 87)

Optional Accessories

- Foot Switch
- Control Switch
- Circuit Breaker
- Chain Counter
- Hand Held Control
- Radio Control
- Chain Stopper



Please refer to accessories section for control and installation products (pages 76-89).