

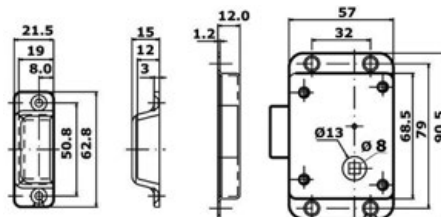
AISI316 stainless steel free-standing locks



With knob and Yale external key. Knob lock from inside

Equipped with drawer bench hook. For doors 16/38-mm thick.

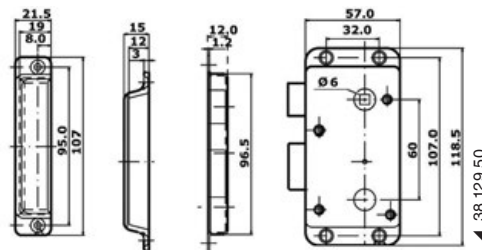
Code	Size: mm
38.128.30	90,5x57



Handleless lock, handle with knob internal lock and Yale external key


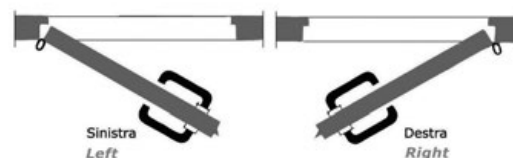
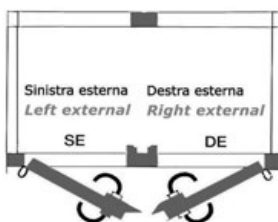
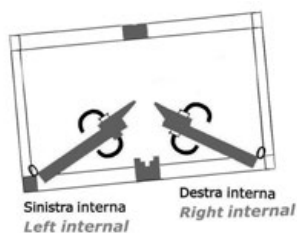
Equipped with drawer bench hook. For doors 16/38-mm thick.

Lock code	Version	Size: mm	SMART Handle (pair)	Handle CONTEMPORARY (pair)
38.129.50	Internal right	118.5x57	38.129.55	38.129.57
38.129.51	Internal left	118.5x57	38.129.54	38.129.56
38.129.52	External right	118.5x57	38.129.55	38.129.57
38.129.53	External left	118.5x57	38.129.54	38.129.56



Door locks


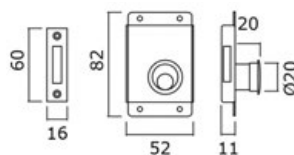
MANO SERRATURE Lock



Lock with rim latch

Externally made of **chromed brass**, YALE type with two keys; **brass** mechanism.

Code	Version
38.132.00DX	Right
38.132.00SX	Left



Double-turn lock with rim latch

Made of **chromed brass**, fitted with cylinder key from the outside and internal knob; very practical locking, suitable for doors, fitted with striker.

Code	mm	Cylinder neck length mm	Version
38.132.10DX-20	98x58	20	Right
38.132.10DX-25	98x58	25	Right
38.132.10DX-30	98x58	30	Right
38.132.10SX-20	98x58	20	Left
38.132.10SX-25	98x58	25	Left
38.132.10SX-30	98x58	30	Left