

## ROCNA: DESIGNED BY A SAILOR FOR FELLOW BOATIES

The Rocna anchor was designed by New Zealand sailor Peter Smith, who has been designing, building, and sailing boats since the early 1960's.

Over 100,000 nautical miles of cruising, Peter experienced the same anchoring problems that are still prevalent today – the need to carry a variety of anchors to suit various seabeds, yet still the anchors dragged and boaties felt insecure.

"Your anchor should provide you and your crew with reliability, security, and confidence," says Peter. A lifetime of nautical experience worldwide was poured into an anchor – initially conceived for Peter's own use – which became the original Rocna. He's since added another 150,000 voyaging miles to the log of his expedition yacht *Kiwi Roa*, carrying three Rocna anchors and relying on them in the world's harshest testing grounds from Antarctica to Greenland to the North West Passage.

Peter wanted to change the status quo for himself – and other boaties. That's why our range of new generation anchors are easy to use, set instantly on most seabeds, and provide rock solid holding power to be trusted for ultimate peace of mind.

## ROCNA ORIGINAL: ROCK SOLID DESIGN

**FOR ALL WHO NEED RELIABILITY FROM PERFORMANCE:** Rocna anchors are performing in some of the world's toughest locales: Patagonia, Alaska, temperamental tropical weather in remote coral atolls – and most importantly, your local favorite weekend anchorage. Rocna is trusted by respected boaties, from Jimmy Cornell to Skip Novak to Southern latitudes sailing pioneer Jérôme Poncet.

**PRECISION SETTING:** The Rocna roll-bar (A) ensures the anchor always arrives at the ideal angle for penetration, and the skids (B) guide the fluke tip (D) which chisels into the seabed. An instant reliable set is secured with every use.

**ROCK SOLID HOLDING POWER:** A concave fluke (C) gives the greatest resistance. In soft seabeds, this provides the secure holding power you need. On hard or weedy sea floors, Rocna's chisel tip (D) cuts through and bites deep.

**RESISTANT TO WIND AND TIDE SHIFTS:** All Rocna anchors remain stable and buried, and fight roll-out on veering of pull, or if dragged beyond holding ability, providing enhanced security whatever the circumstance.

**MAXIMUM VERSATILITY:** Rocna anchors are true multi-purpose anchors that set and hold in most seabeds, from soft mud to hard sand, clay, grass, and kelp.

**HIGH TENSILE STEEL SHANK (E):** Rocna anchors are designed – and built – for strength and durability.

**SELF-DEPLOYING AND SELF-RECOVERING:** The Rocna shank is designed so the anchor self-launches and self-stows on the majority of bow-rollers, with the greatest possible reliability.

**ROCNA ORIGINAL**



## PUSHING OUT THE BOUNDARIES

The new Rocna Mk II anchor is the first major improvement since the launch of the highly successful and acclaimed Rocna Original.

While the reputation of the Rocna for reliably quick setting and high holding power was built up over years of real world experience and the feedback from thousands of boaties, Peter dwelled upon the thought: could Rocna be improved further?

The answer was yes, but with great care and consideration. After years of careful testing and refinement, and exploiting innovations also found in the well-received Vulcan® anchor, Peter has honed the ultimate Rocna anchor: the Mk II.

## VULCAN: UNIVERSAL APPEAL

**AN INHERITANCE OF GENUINE PERFORMANCE:** The Vulcan capitalizes on finely tuned design elements from the Rocna pattern, infusing proven Rocna performance advantages for an extremely quick and reliable set across a range of seabeds combined with the expected Rocna holding power.

**NEW SOLUTIONS FOR OLD CHALLENGES:** Breaking from the Rocna design, the Vulcan features a patented shank and fluke geometry – including an innovative *roll-palm*™ (A) at the rear of the fluke – which self-rights the anchor on the seabed. This is assisted by the *V-bulb*™ (B) which extends fluke ballast downward to gain maximum leverage and efficiency. This development permits a larger fluke surface area than competing designs, while the *concave fluke* (C) is similar in design to the Rocna.

**FIT FOR ALL VESSELS – AND THEIR OPERATORS:** No roll-bar and a carefully designed shank profile (D) ensures a snug fit on the bows of a widely expanded range of vessels. Platforms, bowsprits, prods, stays, and other protrusions are cleared with less inconvenience.

### STRENGTH FROM SOPHISTICATED DESIGN

Working with high tensile steel, only the Vulcan and Rocna Mk II shanks (E) are further strengthened by

our patented *I-V profile*™ design. This computer optimized beam geometry brings higher resistance to bending, and further improves setting performance as the lower

**IN THE IMAGE OF THE GODS:** The Vulcan embodies the inventiveness and elegant designs of its namesake: the ancient god of fire and metal smithery.



## ROCNA MK II: PERFECTING THE IDEAL

### THE INHERITANCE OF EXCELLENCE

An idealized form of the Rocna design, the Rocna Mk II is based on the same proven design pattern, but refines every element close to perfection.

The Rocna has established the highest performance and consistency of behavior when put to the test both by a worldwide array of boaties and in numerous independent tests. This performance is the result of careful design and engineering by Peter, and it is all completely retained and tuned in the new Rocna Mk II.

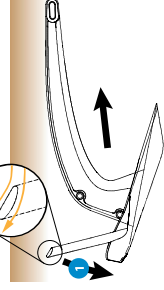
Peter has again put to work all of his knowledge and experience to develop an improved design that pushes the limits once more. The Rocna Mk II brings substantial upgrades in performance and strength by way of revision and refinement – inheriting and uprating the original's proven performance advantages for an extremely quick and reliable set across a range of seabeds, with rock solid holding power.

### STRONGER DEEPER

V-edge cuts into the seabed. This helps the anchor penetrate more easily to a deep and secure burial.



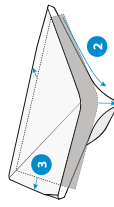
**CHOOSE THE ROCNA MK II:** For ultimate performance and maximized safety, the Rocna Mk II is the world's premier anchoring investment. Designed and built without compromise, it's rock solid.



**ROLL-FOIL:** The Rocna roll-bar has been sculpted into the patented *roll-foil*™ (A) providing even surer self-righting for the most reliable set. The roll-foil's sections vary in profile, each designed for its own dynamic role: to provide extra assistance if the anchor lands upside-down, to help during setting for deeper penetration and greater holding once buried (1), and to improve soil flow for reduced clogging.

**SHANK:** The high tensile steel shank (E) has its strength maximized by the *I-V profile*™ design, and is the toughest Rocna shank of all.


**FLUKE:** The Rocna fluke (C) has been optimized for weight distribution, penetration, and strength. It enjoys a new **weighted and reinforced tip** (B). Steel moved (2) from where it is extraneous, to where it aids. The tried and true Rocna fluke is increased in **surface area** (B), for a substantial boost in holding power. And all attained with no trade-offs.



### ROCNA MK II vs ORIGINAL

#### EMBODYING THE IDEAL:

Building on the rugged strength and thoughtful design of its forerunner, the Rocna Mk II is milled from the heritage of the Rocna anchor and the demands of innovation. Formed from high strength steels or stainless steels, and finished with the utmost attention to detail and quality. Form from function and function from form.



**ROCNA Mk II**

